


ENTER LOGIN NAME: customer

THEN ENTER PASSWORD: files


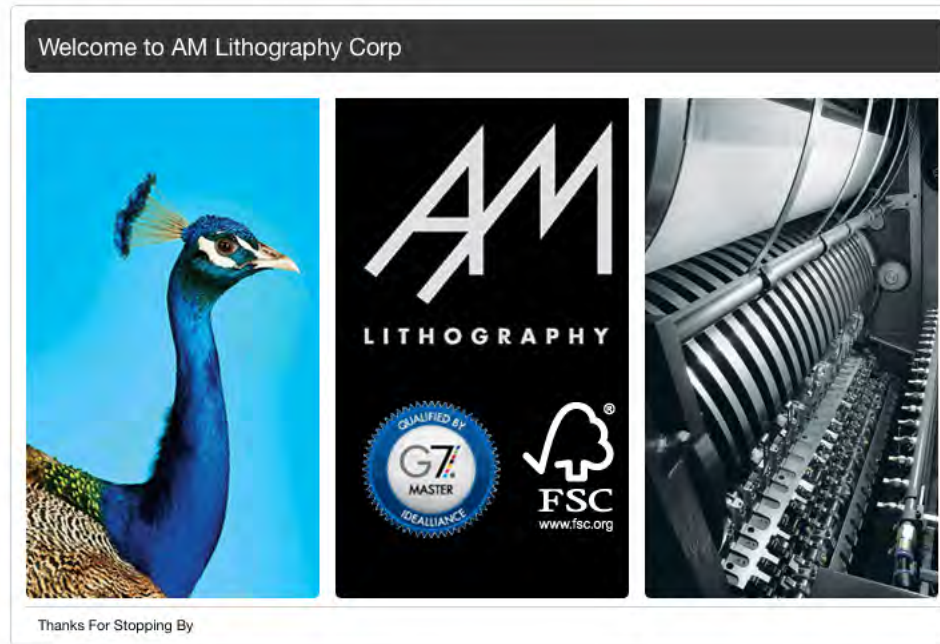


▼ LOGIN

Login:

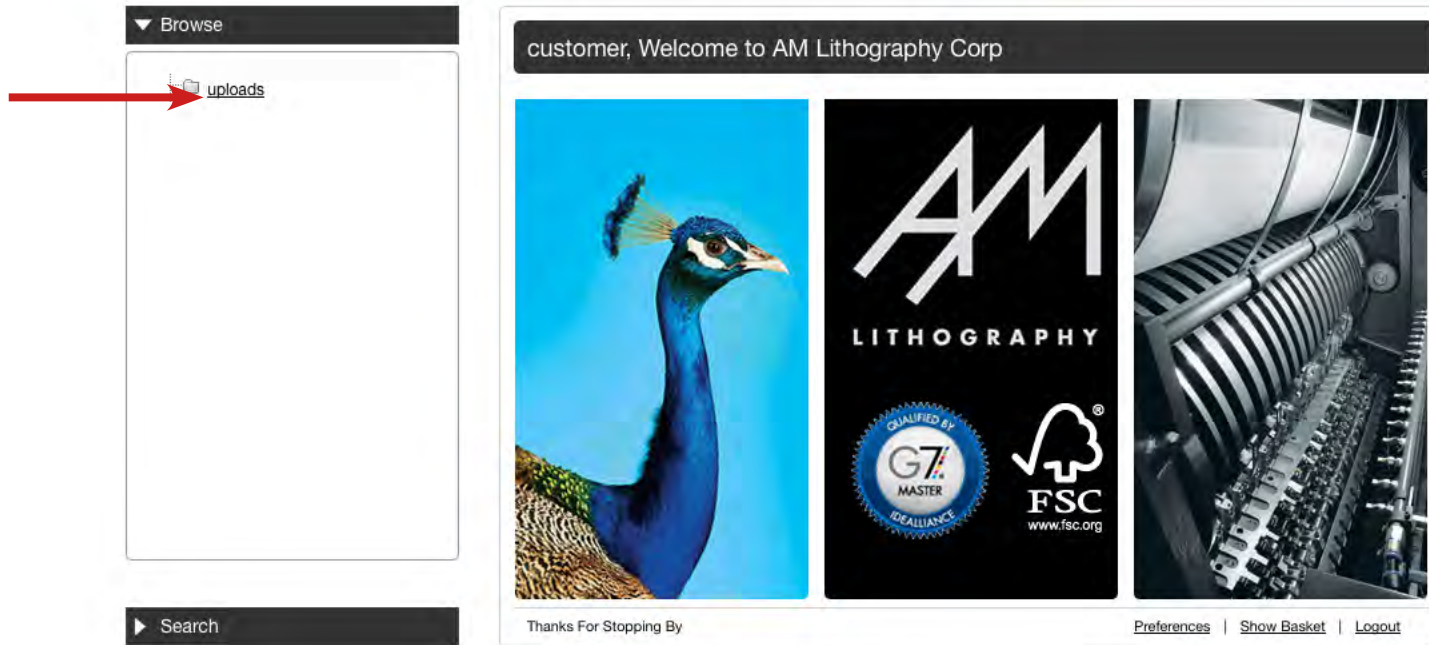
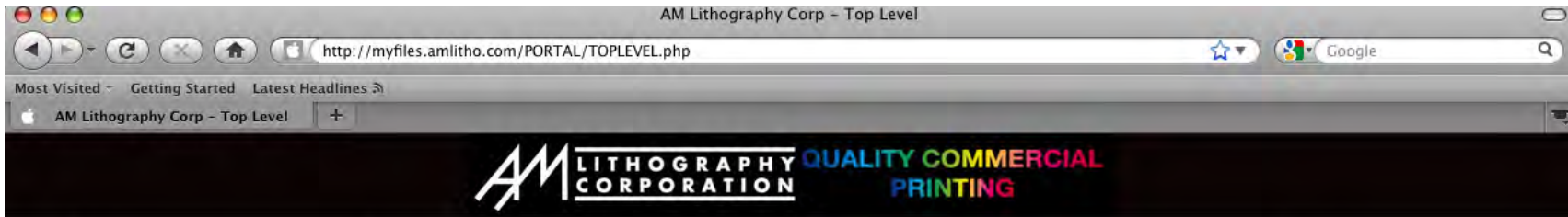
Password:

Clear Login



IF YOU HAVE ANY QUESTIONS OR PROBLEMS WHILE UPLOADING
DON'T HESITATE TO CALL US AT 413-737-9412 // 800-582-6605 EXT 141/133 FOR ASSISTANCE

CLICK ON THE UPLOADS LINE



http://myfiles.amlitho.com/PORTAL/BROWSE.php?path=/Raid/Job/_anonymous_uploads&server=bXlmaWxlcY5hbWxpGhvLmNvbQ==&siteurl=L0FNTEIUSE8=

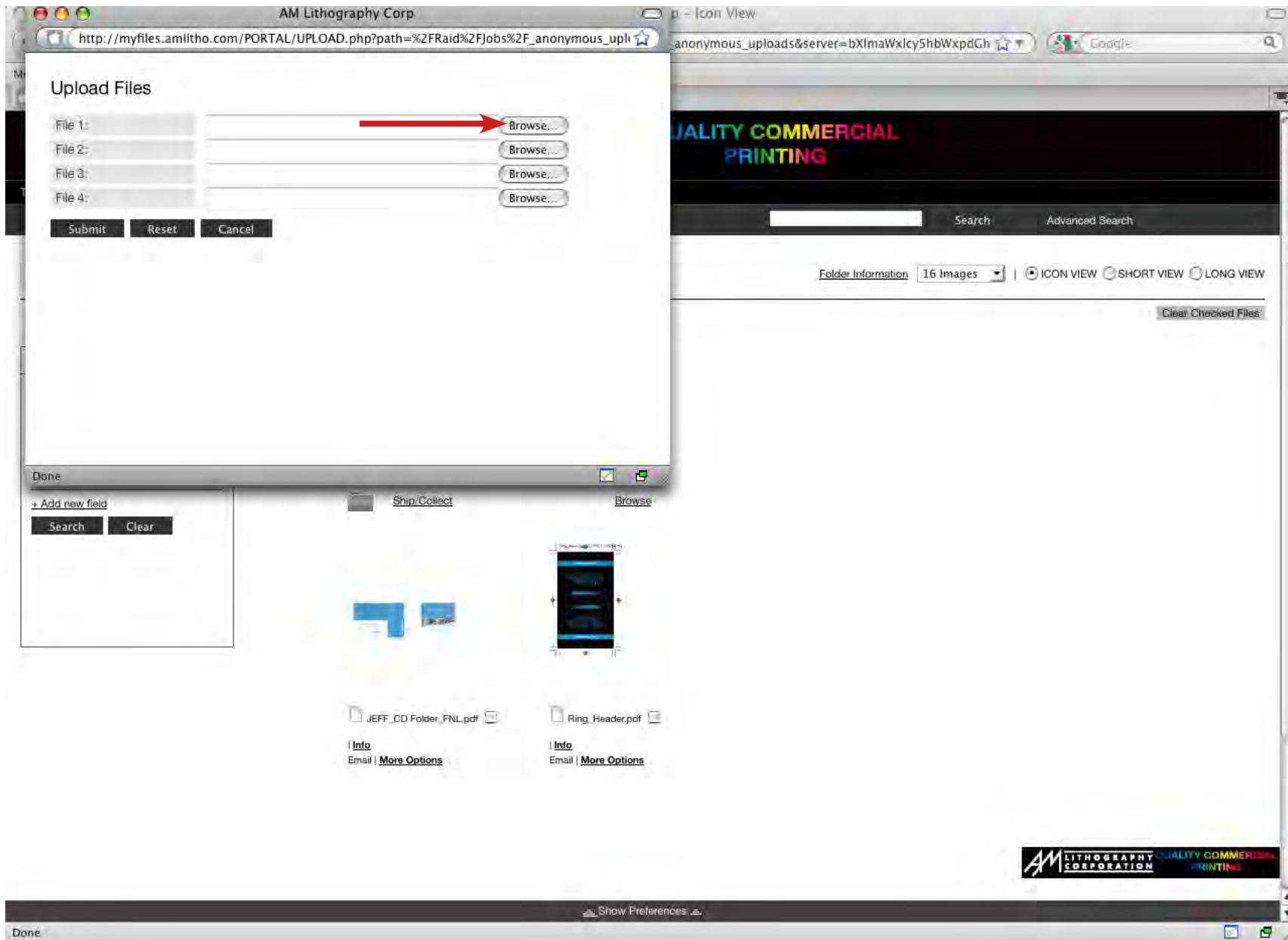
IF YOU HAVE ANY QUESTIONS OR PROBLEMS WHILE UPLOADING
DON'T HESITATE TO CALL US AT 413-737-9412 // 800-582-6605 EXT 141/133 FOR ASSISTANCE

SELECT THE UPLOAD FILES TAB

The screenshot shows a web browser window titled "AM Lithography Corp - Icon View". The address bar displays the URL: http://myfiles.amlitho.com/PORTAL/BROWSE.php?path=/Raid/Jobs/_anonymous_uploads&server=bXlmaWxlcYShbWxdGh. The page header features the AM Lithography Corporation logo and the tagline "QUALITY COMMERCIAL PRINTING". Below the header, a navigation bar includes "Top Level :: Uploads", "Upload Files" (highlighted with a red arrow), "Toggle Lightbox", and "Logout". A search bar is also present. The main content area shows a file management interface with a dropdown menu set to "--please select--", a "Folder Information" link, and a view selector set to "16 Images". The view selector also includes radio buttons for "ICON VIEW" (selected), "SHORT VIEW", and "LONG VIEW". A "Clear Checked Files" button is located in the top right. The file list includes folders such as "18 box drafts", "Hyde Test", "jacques wood layouts", "jamie TEST", "LAURIN TEST PAGES", and "Ship/Collect", each with a "Browse" link. Below the folders, there are two PDF files: "JEFF_CD Folder_FNL.pdf" and "Ring_Header.pdf", each with "Info" and "Email" links. A search sidebar is visible on the left, and the AM Lithography Corporation logo is in the bottom right corner.

IF YOU HAVE ANY QUESTIONS OR PROBLEMS WHILE UPLOADING
DON'T HESITATE TO CALL US AT 413-737-9412 // 800-582-6605 EXT 141/133 FOR ASSISTANCE

WHEN THE SMALL DIALOGUE BOX OPENS SELECT BROWSE TO NAVIGATE TO YOUR FILE. PLEASE ZIP OR STUFF YOUR FILES INTO ONE MASTER ARCHIVE FOR UPLOADING.



IF YOU HAVE ANY QUESTIONS OR PROBLEMS WHILE UPLOADING
DON'T HESITATE TO CALL US AT 413-737-9412 // 800-582-6605 EXT 141/133 FOR ASSISTANCE

ONCE YOU HAVE SELECTED YOUR FILE CLICK SUBMIT, WHEN DOWNLOAD IS COMPLETE YOU WILL SEE THE RED TEXT INDICATING A SUCCESSFUL UPLOAD AND THE SIZE OF THE FILE UPLOADED

Upload Files

Uploaded 782 Kbyte.

File 1:

File 2:

File 3:

File 4:

Done

PLEASE NOTE THAT THERE IS NO PROGRESS BAR WHILE UPLOADING. THIS AREA WILL SHOW A MESSAGE ABOUT CONTACTING MYFILES.AMLITHO.COM THIS IS NORMAL AND INDICATES YOUR UPLOAD IS PROCEEDING.

IF YOU HAVE ANY QUESTIONS OR PROBLEMS WHILE UPLOADING
DON'T HESITATE TO CALL US AT 413-737-9412 // 800-582-6605 EXT 141/133 FOR ASSISTANCE